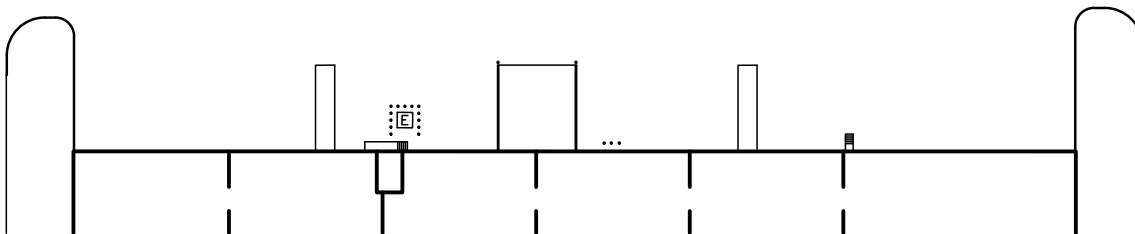
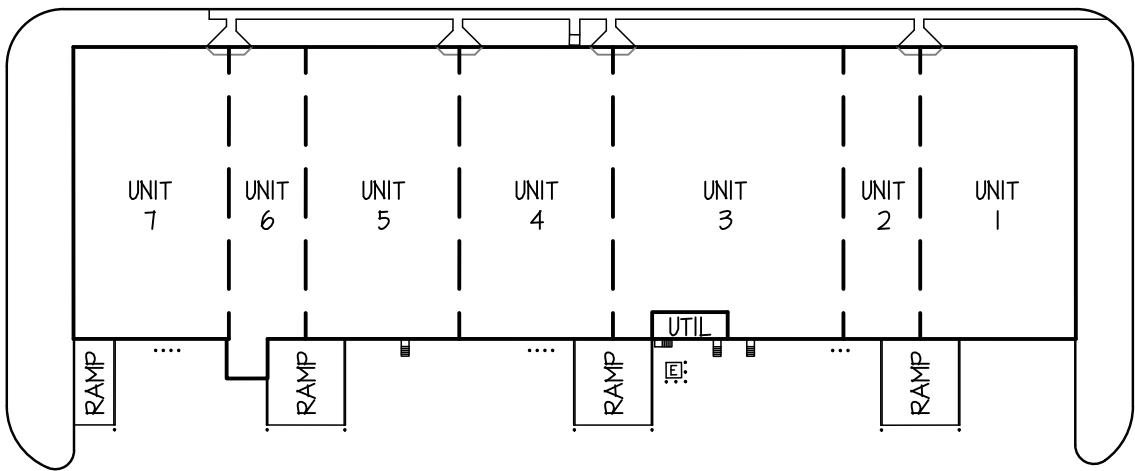
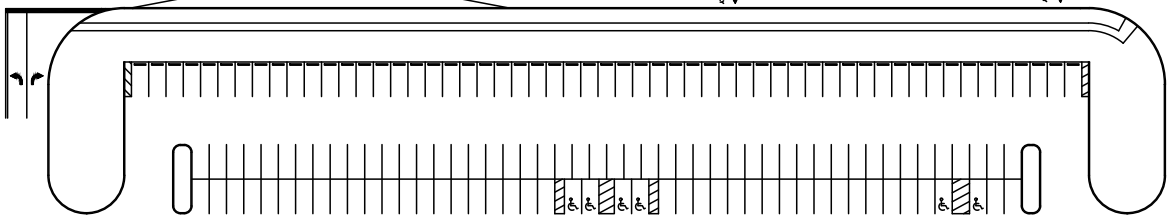


120 Mount Holly Bypass Lumberton, NJ



BERRY DRIVE

MT. HOLLY BY-PASS (COUNTY ROUTE 541)



FEATURES:

- 79,031 SQ. FT. TOTAL
- MECHANICAL SERVICE:
 - GAS HEAT
 - OFFICE AIR CONDITIONED
- PUBLIC WATER & SEWER
- 148 CAR PARKING SPACES
- ZONING: I-2 (PLANNED INDUSTRIAL)



Whitesell

3000 Midlantic Drive, Suite 200, Mount Laurel, NJ 08054
Phone: (856) 764-2600 Web: www.whitesellco.com

UNIT No.

SITE

DATE:

06/07/24

SCALE:

1" = 100'

**120 MT. HOLLY BY-PASS
LUMBERTON, NEW JERSEY**